



Household Electric

ELECTRIC FAN

MOSQUITO


PRODUCT
CATALOGUE


2022

Original Equipment Manufacture

 www.sdjhl.com

 jhl@sdjhl.com

 +86-757-2566 8381
2566 8382





Application : outdoor, hotel, household
 Feture : big power with strong wind
 Type : air cooling fan
 Swing mode : left and right
 Material : metal and plastic
 Motor Material : copper / aluminum
 Power : 18" 100W , 20" 120W
 Voltage : 220V-240V/110V
 Feuency : 50Hz/60Hz
 Speed : low/middle/high
 Blade : 3 metal blades



Size: 12",14",16",18",20"
 Current: 50/60hz
 Voltage: 220v~230v
 Specification parameter
 Number of blades: 3
 Power: 100/180w

Functional parameters
 Shake your head left and right
 Fixed frequency
 Wind mode
 Natural wind
 Wind gear position
 Four gear regulation
 Timing range
 2 Hours (inclusive) - 8 hours (inclusive)



MODEL: JHL-IF001 ,JHL-IF004
 3 SPEED: LOW / MIDDLE / HIGH
 SIZE: 20",26",30"
 CURRENT: 50/60Hz
 VOLTAGE: 220V~230V
 40HQ: 20",1100PCS / 26",850PCS / 30",800PCS

MODEL: JHL-IF001 ,JHL-IF004
 3 SPEED: LOW / MIDDLE / HIGH
 SIZE: 20",26",30"
 CURRENT: 50/60Hz
 VOLTAGE: 220V~230V
 40HQ: 20",1100PCS / 26",850PCS / 30",800PCS



MODEL: JHL-MF001

3 SPEED: LOW / MIDDLE / HIGH
 SIZE: 12",16",18"
 POWER: 50W~80W
 CURRENT: 50/60Hz
 VOLTAGE: 220V~230V
 40HQ: 12" 2200PCS / 16"1800PCS / 18" 1700PCS

MODEL: JHL-MF003

3 SPEED: LOW / MIDDLE / HIGH
 SIZE: 18"
 POWER: 50W~80W
 CURRENT: 50/60Hz
 VOLTAGE: 220V~230V
 40HQ: 1700PCS

MODEL: JHL-TF014

3 SPEED: LOW / MIDDLE / HIGH
 POWER: 15W CURRENT: 50/60Hz
 VOLTAGE: 100V-240V SAFETY DEVICE FOR ELECTRIFICATION
 BATTERY USING ELECTRICITY TIME: 4-9 HOURS
 PACKING SIZE: 590*130*440MM
 40HQ: 1800PCS



Size: 12",14",16",18",20"
 Current: 50/60hz
 Voltage: 220v~230v
 Specification parameter
 Number of blades: 3
 Power: 100/180w

Functional parameters
 Shake your head left and right
 Fixed frequency
 Wind mode
 Natural wind
 Wind gear position
 Four gear regulation
 Timing range
 2 Hours (inclusive) - 8 hours (inclusive)



MODEL: JHL-SF3IN1

3 SPEED: LOW / MIDDLE / HIGH
 POWER: 55W
 CURRENT: 50/60Hz
 VOLTAGE: 220V~230V
 40HQ: 2450PCS (2 PCS IN 1 BOX)



MODEL: JHL-SF014

3 SPEED: LOW / MIDDLE / HIGH
 POWER: 55W
 CURRENT: 50/60Hz
 VOLTAGE: 220V~230V
 40HQ: 2450PCS (2 PCS IN 1 BOX)



MODEL: JHL-RF007

3 SPEED: LOW / MIDDLE / HIGH
 POWER: 15W CURRENT: 50/60Hz
 VOLTAGE: 100V-240V SAFETY DEVICE FOR ELECTRIFICATION
 TWO BATTERY USING ELECTRICITY TIME: 4-9 HOURS
 PACKING SIZE: 590*130*440MM
 40'HQ: 1800PCS

MODEL: JHL-RF005

3 SPEED: LOW / MIDDLE / HIGH
 POWER: 15W CURRENT: 50/60Hz
 VOLTAGE: 100V-240V SAFETY DEVICE FOR ELECTRIFICATION
 TWO BATTERY USING ELECTRICITY TIME: 4-9 HOURS
 PACKING SIZE: 590*130*440MM
 40'HQ: 1800PCS

MODEL: JHL-RF002

3 SPEED: LOW / MIDDLE / HIGH
 POWER: 15W CURRENT: 50/60Hz
 VOLTAGE: 100V-240V SAFETY DEVICE FOR ELECTRIFICATION
 TWO BATTERY USING ELECTRICITY TIME: 4-9 HOURS
 PACKING SIZE: 590*130*440MM
 40'HQ: 1800PCS



MODEL: JHL-RF004

3 SPEED: LOW / MIDDLE / HIGH
 POWER: 15W CURRENT: 50/60Hz
 VOLTAGE: 100V-240V SAFETY DEVICE FOR ELECTRIFICATION
 TWO BATTERY USING ELECTRICITY TIME: 4-9 HOURS
 PACKING SIZE: 590*130*440MM
 40'HQ: 15 00PCS

MODEL: JHL-RF009


3 SPEED: LOW / MIDDLE / HIGH
 POWER: 15W CURRENT: 50/60Hz
 VOLTAGE: 100V-240V SAFETY DEVICE FOR ELECTRIFICATION
 TWO BATTERY USING ELECTRICITY TIME: 4-9 HOURS
 PACKING SIZE: 590*130*440MM
 40'HQ: 2650PCS

MODEL: JHL-RF003

3 SPEED: LOW / MIDDLE / HIGH
 POWER: 15W CURRENT: 50/60Hz
 VOLTAGE: 100V-240V SAFETY DEVICE FOR ELECTRIFICATION
 TWO BATTERY USING ELECTRICITY TIME: 4-9 HOURS
 PACKING SIZE: 590*130*440MM
 40'HQ: 1600PCS

MODEL: JHL-RF013

3 SPEED: LOW / MIDDLE / HIGH
 POWER: 15W CURRENT: 50/60Hz
 VOLTAGE: 100V-240V SAFETY DEVICE FOR ELECTRIFICATION
 BATTERY USING ELECTRICITY TIME: 4-9 HOURS
 PACKING SIZE: 590*130*440MM
 40'HQ: 1800PCS



MODEL: JHL-RF019

3 SPEED: LOW / MIDDLE / HIGH
 POWER: 15W CURRENT: 50/60Hz
 VOLTAGE: 100V-240V SAFETY DEVICE FOR ELECTRIFICATION
 TWO BATTERY USING ELECTRICITY TIME: 4-9 HOURS
 PACKING SIZE: 590*130*440MM
 40'HQ: 1800PCS

MODEL: JHL-RF020

3 SPEED: LOW / MIDDLE / HIGH
 POWER: 15W CURRENT: 50/60Hz
 VOLTAGE: 100V-240V SAFETY DEVICE FOR ELECTRIFICATION
 TWO BATTERY USING ELECTRICITY TIME: 4-9 HOURS
 PACKING SIZE: 590*130*440MM
 40'HQ: 1500PCS

MODEL: JHL-SF046

3 SPEED: LOW / MIDDLE / HIGH
 POWER: 15W CURRENT: 50/60Hz
 VOLTAGE: 100V-240V SAFETY DEVICE FOR ELECTRIFICATION
 TWO BATTERY USING ELECTRICITY TIME: 4-9 HOURS
 PACKING SIZE: 590*130*440MM
 40'HQ: 1800PCS

MODEL: JHL-SF047

3 SPEED: LOW / MIDDLE / HIGH
 POWER: 15W CURRENT: 50/60Hz
 VOLTAGE: 100V-240V SAFETY DEVICE FOR ELECTRIFICATION
 TWO BATTERY USING ELECTRICITY TIME: 4-9 HOURS
 PACKING SIZE: 590*130*440MM
 40'HQ: 1800PCS



MODEL: JHL-SF048

3 SPEED: LOW / MIDDLE / HIGH
 POWER: 50W
 CURRENT: 50/60Hz
 VOLTAGE: 220V~230V
 40'HQ: 16" 2400PCS, 18"2000PCS
 (2 PCS IN 1 BOX)

MODEL: JHL-SF015

3 SPEED: LOW / MIDDLE / HIGH
 POWER: 50W
 CURRENT: 50/60Hz
 VOLTAGE: 220V~230V
 40'HQ: 16" 2400PCS, 18"2000PCS
 (2 PCS IN 1 BOX)

MODEL: JHL-SF038

3 SPEED: LOW / MIDDLE / HIGH
 POWER: 50W
 CURRENT: 50/60Hz
 VOLTAGE: 220V~230V
 40'HQ: 16" 2400PCS, 18"2000PCS
 (2 PCS IN 1 BOX)

MODEL: JHL-SF037

3 SPEED: LOW / MIDDLE / HIGH
 POWER: 50W
 CURRENT: 50/60Hz
 VOLTAGE: 220V~230V
 40'HQ: 16" 2400PCS, 18"2000PCS
 (2 PCS IN 1 BOX)

ELECTRIC FAN

FAN SERIES > Stand fan



MODEL: JHL-SF016

3 SPEED: LOW / MIDDLE / HIGH
POWER: 50W
CURRENT: 50/60Hz
VOLTAGE: 220V~230V
40'HQ: 16" 2400PCS, 18"2000PCS
(2 PCS IN 1 BOX)

MODEL: JHL-SF025

3 SPEED: LOW / MIDDLE / HIGH
POWER: 50W
CURRENT: 50/60Hz
VOLTAGE: 220V~230V
40'HQ: 16" 2400PCS, 18"2000PCS
(2 PCS IN 1 BOX)

MODEL: JHL-SF039

3 SPEED: LOW / MIDDLE / HIGH
POWER: 50W
CURRENT: 50/60Hz
VOLTAGE: 220V~230V
40'HQ: 16" 2400PCS, 18"2000PCS
(2 PCS IN 1 BOX)

MODEL: JHL-SF027

3 SPEED: LOW / MIDDLE / HIGH
POWER: 50W
CURRENT: 50/60Hz
VOLTAGE: 220V~230V
40'HQ: 16" 2400PCS, 18"2000PCS
(2 PCS IN 1 BOX)

ELECTRIC FAN

FAN SERIES > Stand fan & Box fan



MODEL: JHL-SF054

3 SPEED: LOW / MIDDLE / HIGH
POWER: 50W
CURRENT: 50/60Hz
VOLTAGE: 220V~230V
40'HQ: 16" 2400PCS, 18"2000PCS
(2 PCS IN 1 BOX)

MODEL: JHL-SF053

3 SPEED: LOW / MIDDLE / HIGH
POWER: 50W
CURRENT: 50/60Hz
VOLTAGE: 220V~230V
40'HQ: 16" 2400PCS, 18"2000PCS
(2 PCS IN 1 BOX)

MODEL: JHL-SF012

3 SPEED: LOW / MIDDLE / HIGH
POWER: 50W
CURRENT: 50/60Hz
VOLTAGE: 220V~230V
40'HQ: 16" 2400PCS, 18"2000PCS
(2 PCS IN 1 BOX)

MODEL: JHL-SF014

3 SPEED: LOW / MIDDLE / HIGH
POWER: 40W
CURRENT: 50/60Hz
VOLTAGE: 220V~230V
40'HQ: 2650PCS



MODEL: JHL-SF051

3 SPEED: LOW / MIDDLE / HIGH
POWER: 50W
CURRENT: 50/60Hz
VOLTAGE: 220V~230V
40'HQ: 16" 2400PCS, 18"2000PCS
(2 PCS IN 1 BOX)

MODEL: JHL-SF041



3 SPEED: LOW / MIDDLE / HIGH
POWER: 50W
CURRENT: 50/60Hz
VOLTAGE: 220V~230V
40'HQ: 16" 4650PCS
(2 PCS IN 1 BOX)

MODEL: JHL-SF044

3 SPEED: LOW / MIDDLE / HIGH
POWER: 50W
CURRENT: 50/60Hz
VOLTAGE: 220V~230V
40'HQ: 16" 2400PCS, 18"2000PCS
(2 PCS IN 1 BOX)

MODEL: JHL-SF045

3 SPEED: LOW / MIDDLE / HIGH
POWER: 50W
CURRENT: 50/60Hz
VOLTAGE: 220V~230V
40'HQ: 16" 2400PCS, 18"2000PCS
(2 PCS IN 1 BOX)



MODEL: JHL-TF002

3 SPEED: LOW / MIDDLE / HIGH
POWER: 40W
CURRENT: 50/60Hz
VOLTAGE: 220V~230V
40'HQ: 1120PCS

MODEL: JHL-TF003

3 SPEED: LOW / MIDDLE / HIGH
POWER: 45W
CURRENT: 50/60Hz
VOLTAGE: 220V~230V
40'HQ: 1120PCS

MODEL: JHL-TF015


3 SPEED: LOW / MIDDLE / HIGH
POWER: 45W
CURRENT: 50/60Hz
VOLTAGE: 220V~230V
40'HQ: 1120PCS

MODEL: JHL-TF016

3 SPEED: LOW / MIDDLE / HIGH
POWER: 45W
CURRENT: 50/60Hz
VOLTAGE: 220V~230V
40'HQ: 1120PCS

ELECTRIC FAN

FAN SERIES > Stand fan & Box fan



MODEL: JHL-BF013

3 SPEED: LOW / MIDDLE / HIGH
POWER: 45W
CURRENT: 50/60Hz
VOLTAGE: 220V~230V
40'HQ: 2420PCS

MODEL: JHL-BF014

3 SPEED: LOW / MIDDLE / HIGH
POWER: 45W
CURRENT: 50/60Hz
VOLTAGE: 220V~230V
40'HQ: 2420PCS

MODEL: JHL-BF015

3 SPEED: LOW / MIDDLE / HIGH
POWER: 45W
CURRENT: 50/60Hz
VOLTAGE: 220V~230V
40'HQ: 2420PCS

MODEL: JHL-BF011

3 SPEED: LOW / MIDDLE / HIGH
POWER: 45W
CURRENT: 50/60Hz
VOLTAGE: 220V~230V
40'HQ: 2420PCS



MODEL: JHL-BF008

3 SPEED: LOW / MIDDLE / HIGH
POWER: 45W
CURRENT: 50/60Hz
VOLTAGE: 220V~230V
40'HQ: 2420PCS



MODEL: JHL-BF004

3 SPEED: LOW / MIDDLE / HIGH
POWER: 45W
CURRENT: 50/60Hz
VOLTAGE: 220V~230V
40'HQ: 2420PCS




MODEL: JHL-CF001

3 SPEED: LOW / MIDDLE / HIGH
POWER: 45W
CURRENT: 50/60Hz
VOLTAGE: 220V~230V
40'HQ: 1000PCS



MODEL: JHL-OF001

3 SPEED: LOW / MIDDLE / HIGH
POWER: 45W
CURRENT: 50/60Hz
VOLTAGE: 220V~230V
40'HQ: 3280PCS




MODEL: JHL-WF018

3 SPEED: LOW / MIDDLE / HIGH
POWER: 45W
CURRENT: 50/60Hz
VOLTAGE: 220V~230V
40'HQ: 16" 2400PCS, 18"2000PCS

ELECTRIC FAN

FAN SERIES > Wall fan



MODEL: JHL-WF013

3 SPEED: LOW / MIDDLE / HIGH
POWER: 45W
CURRENT: 50/60Hz
VOLTAGE: 220V~230V
40'HQ: 16" 2400PCS, 18"2000PCS

MODEL: JHL-WF021


3 SPEED: LOW / MIDDLE / HIGH
POWER: 45W
CURRENT: 50/60Hz
VOLTAGE: 220V~230V
40'HQ: 16" 2400PCS, 18"2000PCS

MODEL: JHL-WF022

3 SPEED: LOW / MIDDLE / HIGH
POWER: 45W
CURRENT: 50/60Hz
VOLTAGE: 220V~230V
40'HQ: 16" 2400PCS, 18"2000PCS


MODEL: JHL-WF004

3 SPEED: LOW / MIDDLE / HIGH
POWER: 45W
CURRENT: 50/60Hz
VOLTAGE: 220V~230V
40'HQ: 16" 2400PCS, 18"2000PCS




MODEL: JHL-WF019

3 SPEED: LOW / MIDDLE / HIGH
POWER: 45W
CURRENT: 50/60Hz
VOLTAGE: 220V~230V
40'HQ: 16" 2400PCS, 18"2000PCS



MODEL: JHL-WF014-B

3 SPEED: LOW / MIDDLE / HIGH
POWER: 45W
CURRENT: 50/60Hz
VOLTAGE: 220V~230V
40'HQ: 16" 2400PCS, 18"2000PCS



MODEL: JHL-WF012

3 SPEED: LOW / MIDDLE / HIGH
POWER: 45W
CURRENT: 50/60Hz
VOLTAGE: 220V~230V
40'HQ: 16" 2400PCS, 18"2000PCS

MODEL: JHL-WF014-G

3 SPEED: LOW / MIDDLE / HIGH
POWER: 45W
CURRENT: 50/60Hz
VOLTAGE: 220V~230V
40'HQ: 16" 2400PCS, 18"2000PCS



ELECTRIC FAN

FAN SERIES > Ventilating fan



MODEL: JHL-VF006

SIZE:6",8",10",12"
40HQ: 5825PCS / 5021PCS / 4628PCS / 4236PCS

MODEL: JHL-VF001

SIZE:6",8",10",12"
40HQ: 5825PCS / 5021PCS / 4628PCS / 4236PCS

ELECTRIC FAN

FAN & HEATERS SERIES> Ventilating fan & Heater



MODEL: JHL-IVF003

ALUMINUM BLADE
WITH ANTI-EXPLODE MOTOR, GRADE AS D II - BT4
USAGE: FOR VENTILATION WITH FLAMMABILITY, EXPLOSIVE AIR
AIR VOLUME: 1600-30000M³/H



MODEL: JHL-IVF001

ALUMINUM BLADE
WITH ANTI-EXPLODE MOTOR, GRADE AS D II - BT4
USAGE: FOR VENTILATION WITH FLAMMABILITY, EXPLOSIVE AIR
AIR VOLUME: 1600-30000M³/H



MODEL: JHL-IOF001

ALUMINUM BLADE
WITH ANTI-EXPLODE MOTOR, GRADE AS D II - BT4
USAGE: FOR VENTILATION WITH FLAMMABILITY, EXPLOSIVE AIR
AIR VOLUME: 1600-30000M³/H



MODEL: JHL-IVFS002

ALUMINUM BLADE
WITH ANTI-EXPLODE MOTOR, GRADE AS D II - BT4
USAGE: FOR VENTILATION WITH FLAMMABILITY, EXPLOSIVE AIR
AIR VOLUME: 1600-30000M³/H



MODEL: JHL-EH001

2 SPEED: LOW / HIGH
POWER: 800W
CURRENT: 50/60Hz
VOLTAGE: 220V~230V
40'HQ: 6800PCS



MODEL: JHL-EH002

3 SPEED: LOW / MIDDLE / HIGH
POWER: 1200W
CURRENT: 50/60Hz
VOLTAGE: 220V~230V
40'HQ: 1100PCS



MODEL: JHL-EH012

3 SPEED: LOW / MIDDLE / HIGH
POWER: 1200W
CURRENT: 50/60Hz
VOLTAGE: 220V~230V
40'HQ: 1200PCS

Mist and cooling fan SERIES



FAN SERIES > Mist and cooling fan



MODEL: JHL-MSF001

Voltage: 220V~
Frequency: 50Hz
Power: 100W
Biggest atomization
Quantity: 200ml /h
Water tank capacity: 1250ml



MODEL: JHL-CLF001

Air flow: 9000m ³ /h Air pressure: 90Pa Power supply: 110/50(60),220/50(60) Power: 350W Rating current: 1.59 Air delivery: 15m Applicable area: 45-70m ²	Noise: <60 Fan type: Propeller fan Fan motor: single phase 3 speeds Air outlet size: 580x630mm Water tank capacity: 80L Water consumption: 5-8(L/H) Product dimension:	790x480x1350mm Product measurement: 0.58 weight: 38.0kg 40'HQ: 116pcs
---	---	--



MODEL: JHL-CLF002

Air flow: 2500m ³ /h Power supply: 220/50(60) Power: 100W Rating current: 0.45 Air delivery: 5~7m Applicable area: 15-25m ² Noise: <50dB Fan type: Centrifugal	Air outlet size: 200x230mm Water tank capacity: 20L Water consumption: 2-3(L/H) Product dimension: 350x330x860mm weight: 10.0kg 40'HQ: 330pcs
---	---



MODEL: JHL-CLF003

Air flow: 3000m ³ /h Power supply: 220/50(60) Power: 120W Rating current: 0.54 Air delivery: 6~8m Applicable area: 15-25m ² Noise: <55dB Fan type: Axial fan	Air outlet size: 420x360mm Water tank capacity: 35L Water consumption: 2-3(L/H) Product dimension: 480x350x930mm Packing size: 520x390x990mm Net weight: 11.4kg Gross weight: 13.5kg	40'HQ: 330pcs
---	---	---------------

ELECTRIC FAN

FAN SERIES > Mist and cooling fan



<p>MODEL: JHL-CLF004</p> <p>Air flow: 2000m³/h Air pressure: 20Pa Power supply: 110/50(60),220/50(60) Power: 170W Rating current: 1.55 Air delivery: 6m Applicable area: 15-25m²</p>	<p>MODEL: JHL-CLF005</p> <p>Air flow: 2000m³/h Air pressure: 20Pa Power supply: 110/50(60),220/50(60) Power: 170W Rating current: 1.55 Air delivery: 6m Applicable area: 15-25m²</p>	<p>MODEL: JHL-CLF006</p> <p>Air flow: 2000m³/h Air pressure: 20Pa Power supply: 110/50(60),220/50(60) Power: 170W Rating current: 1.55 Air delivery: 6m Applicable area: 15-25m²</p>	<p>MODEL: JHL-CLF007</p> <p>Air flow: 5000m³/h Air pressure: 50Pa Power supply: 110/50(60),220/50(60) Power: 200W Rating current: 0.9 Air delivery: 10m Applicable area: 25-35m²</p>
---	---	---	---



<p>MODEL: JHL-CLF004</p> <p>Noise: <55 Fan type: Propeller fan Fan motor: single phase 3 speeds Air outlet size: 410x410mm Water tank capacity: 45L Water consumption: 2-3(L/H) Product dimension:</p>	<p>MODEL: JHL-CLF005</p> <p>Noise: <55 Fan type: Propeller fan Fan motor: single phase 3 speeds Air outlet size: 410x410mm Water tank capacity: 45L Water consumption: 2-3(L/H) Product dimension:</p>	<p>MODEL: JHL-CLF006</p> <p>570x350x910mm Product measurement: 0.18 Packing size: 632x417x950mm Carton measurement: 0.25m³ Net weight: 13.0kg Gross weight: 15.5kg 40'HQ: 276pcs</p>	<p>MODEL: JHL-CLF007</p> <p>720x430x1220mm Product measurement: 0.18 Packing size: 740x450x1290mm Carton measurement: 0.40m³ Net weight: 18.5kg Gross weight: 21.7kg 40'HQ: 176pcs</p>
--	--	--	--

ELECTRIC FAN

LIGHT SERIES > Mosquito killer



<p>MODEL: JHL-MKP020</p> <p>POWER: 20W CURRENT: 50/60Hz VOLTAGE: 220V~230V 40'HQ: 3200PCS</p>	<p>MODEL: JHL-MKP030</p> <p>POWER: 30W CURRENT: 50/60Hz VOLTAGE: 220V~230V 40'HQ: 2800PCS</p>	<p>MODEL: JHL-MKP040</p> <p>POWER: 40W CURRENT: 50/60Hz VOLTAGE: 220V~230V 40'HQ: 2200PCS</p>
--	--	--



<p>MODEL: JHL-MKB020</p> <p>POWER: 20W CURRENT: 50/60Hz VOLTAGE: 220V~230V 40'HQ: 3200PCS</p>	<p>MODEL: JHL-MKB030</p> <p>POWER: 30W CURRENT: 50/60Hz VOLTAGE: 220V~230V 40'HQ: 2800PCS</p>	<p>MODEL: JHL-MKB040</p> <p>POWER: 40W CURRENT: 50/60Hz VOLTAGE: 220V~230V 40'HQ: 2200PCS</p>
--	--	--



<p>MODEL: JHL-MKS020</p> <p>POWER: 20W CURRENT: 50/60Hz VOLTAGE: 220V~230V 40'HQ: 3600PCS</p>	<p>MODEL: JHL-MKS030</p> <p>POWER: 30W CURRENT: 50/60Hz VOLTAGE: 220V~230V 40'HQ: 3200PCS</p>	<p>MODEL: JHL-MKS040</p> <p>POWER: 40W CURRENT: 50/60Hz VOLTAGE: 220V~230V 40'HQ: 2600PCS</p>
--	--	--




**FOSHAN CITY SUPER ELECTRICAL APPLIANCE CO.,LTD
JINHUALI HOUSEHOLD ELECTRICAL APPLIANCE CO., LTD**

 ADD: No.7-8, Guangming North road, Jiangyi Industrial Park, Leliu Town, Shunde, Foshan, Guangdong, China

 WEB: www.sdjhl.com

 E-MAIL: jhl@sdjhl.com

 TEL: +86-757-2566 8381 / 2566 8382